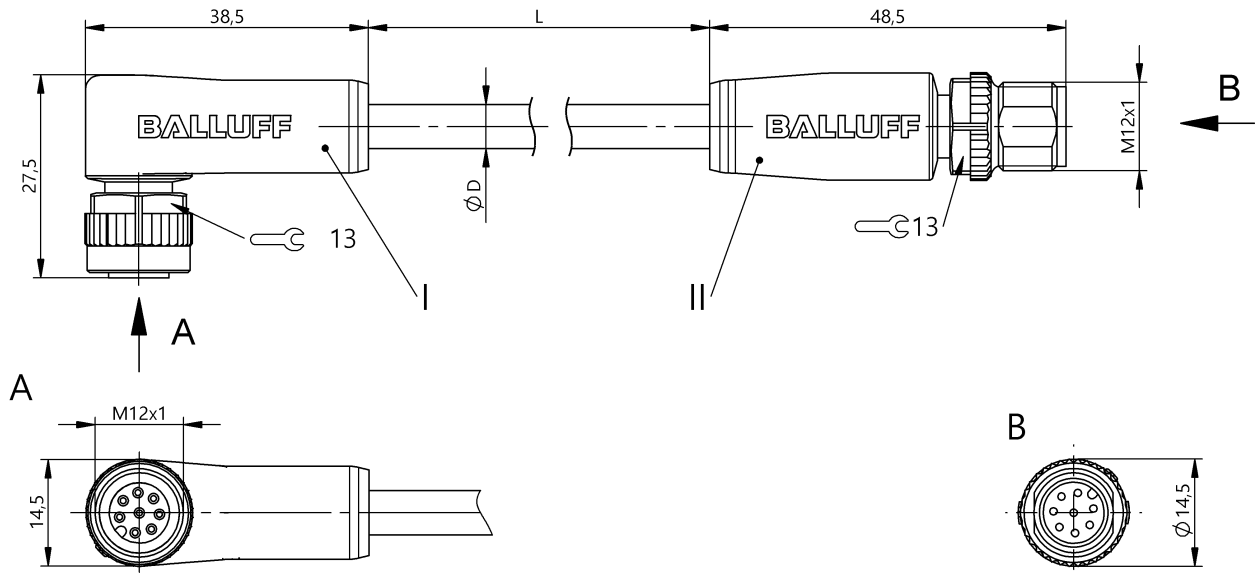


Double-Ended Cordsets  
**BCC M428-M418-3A-320-PX0825-300**  
**Order Code: BCC0JLJ**

**BALLUFF**



**Basic features**

Approval/Conformity	CE cULus WEEE
---------------------	---------------------

**Electrical connection**

Bending radius min., fixed cable	5 x D
Bending radius min., flexible cable	10 x D
Cable	PUR black, 30 m, drag chain compatible
Cable diameter D	6.00 mm ±0.20 mm
Cable, bending cycles min.	2 mil.
Conductor cross-section	0.25 mm <sup>2</sup>
Connection 1	M12x1-Female, angled, 8-pin, A-coded
Connection 2	M12x1-Male, straight, 8-pin, A-coded
Number of conductors	8
System	Molded/Molded

**Electrical data**

Operating voltage U <sub>b</sub>	30 VDC / 30 VAC
Rated current (40 °C)	2.0 A

**Remarks**

Cable construction acc. to UL-AWM Style 20549  
 Halogen-free per DIN VDE 0472 Part 815  
 Silicone-free  
 Flame-retarding acc. to IEC 60332-2  
 Enclosure rating per IEC 60529 or 20653, only in screwed state with the associated mating piece.

**Environmental conditions**

Cable temperature, drag chain	-25...60 °C
Cable temperature, fixed routing	-50...80 °C
Cable temperature, flexible routing	-25...80 °C
IP rating	IP67, IP68, IP69K/IP67, IP68, IP69K

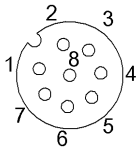
**Material**

Cable jacket, material	PUR
Material contact carrier	PUR/PUR
Material contacts	Bronze/Brass
Material cover nut	Die-cast zinc/Die-cast zinc
Material grip	PUR/PUR

**Mechanical data**

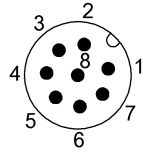
Acceleration max., drag chain	5 m/s <sup>2</sup>
Cable jacket, color	black
Cable length L	30.00 m
Cable properties	drag chain compatible
Horizontal travel permitted, drag chain	5 m
Tightening torque pigtail	0.6 Nm/0.6 Nm
Traverse speed max., drag chain	200 m/min
Vertical travel permitted, drag chain	2 m

## Connector Drawings



I

- PIN 1: white
- PIN 2: brown
- PIN 3: green
- PIN 4: yellow
- PIN 5: gray
- PIN 6: pink
- PIN 7: blue
- PIN 8: red



II

- PIN 1: white
- PIN 2: brown
- PIN 3: green
- PIN 4: yellow
- PIN 5: gray
- PIN 6: pink
- PIN 7: blue
- PIN 8: red

## Wiring Diagrams

